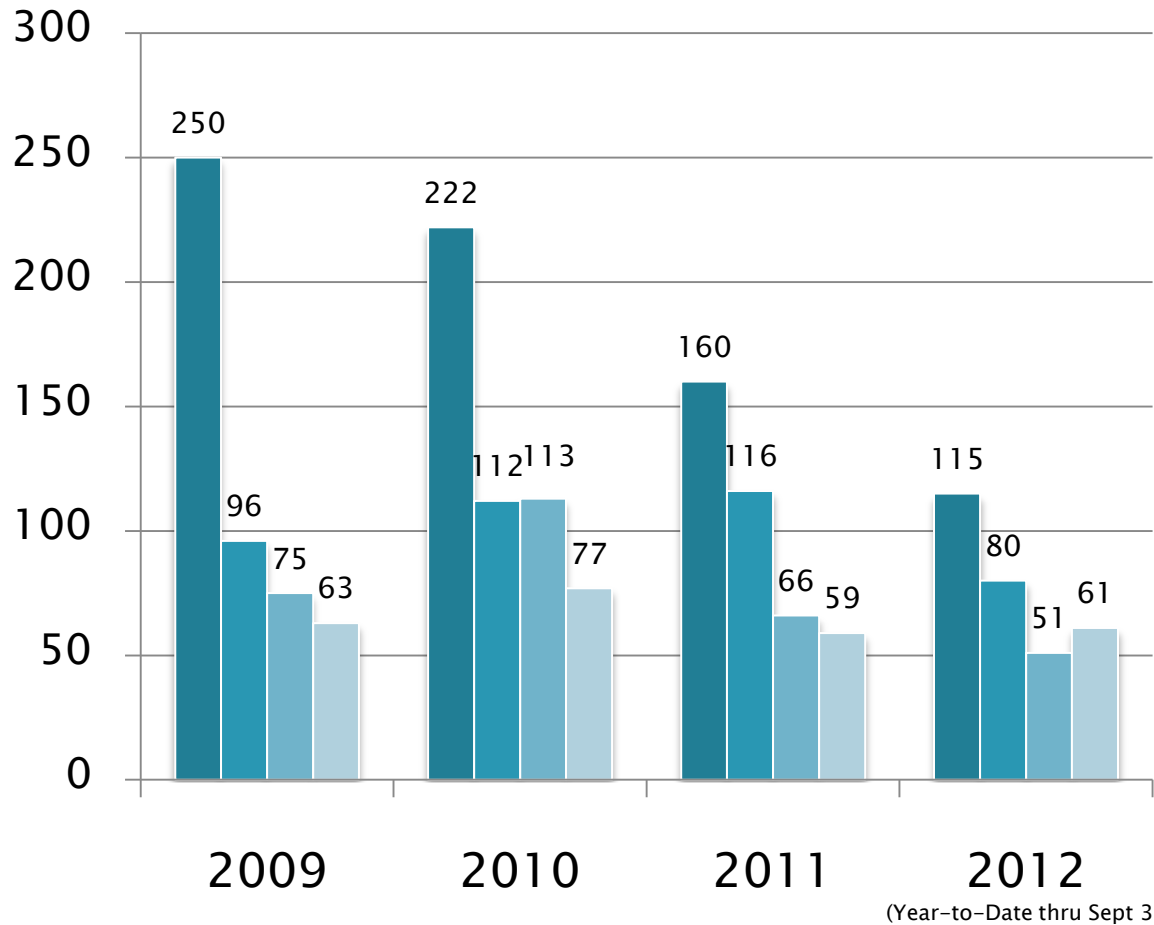



Part I Violent Crime

Excluding Forcible Rape (NIBRS counts)

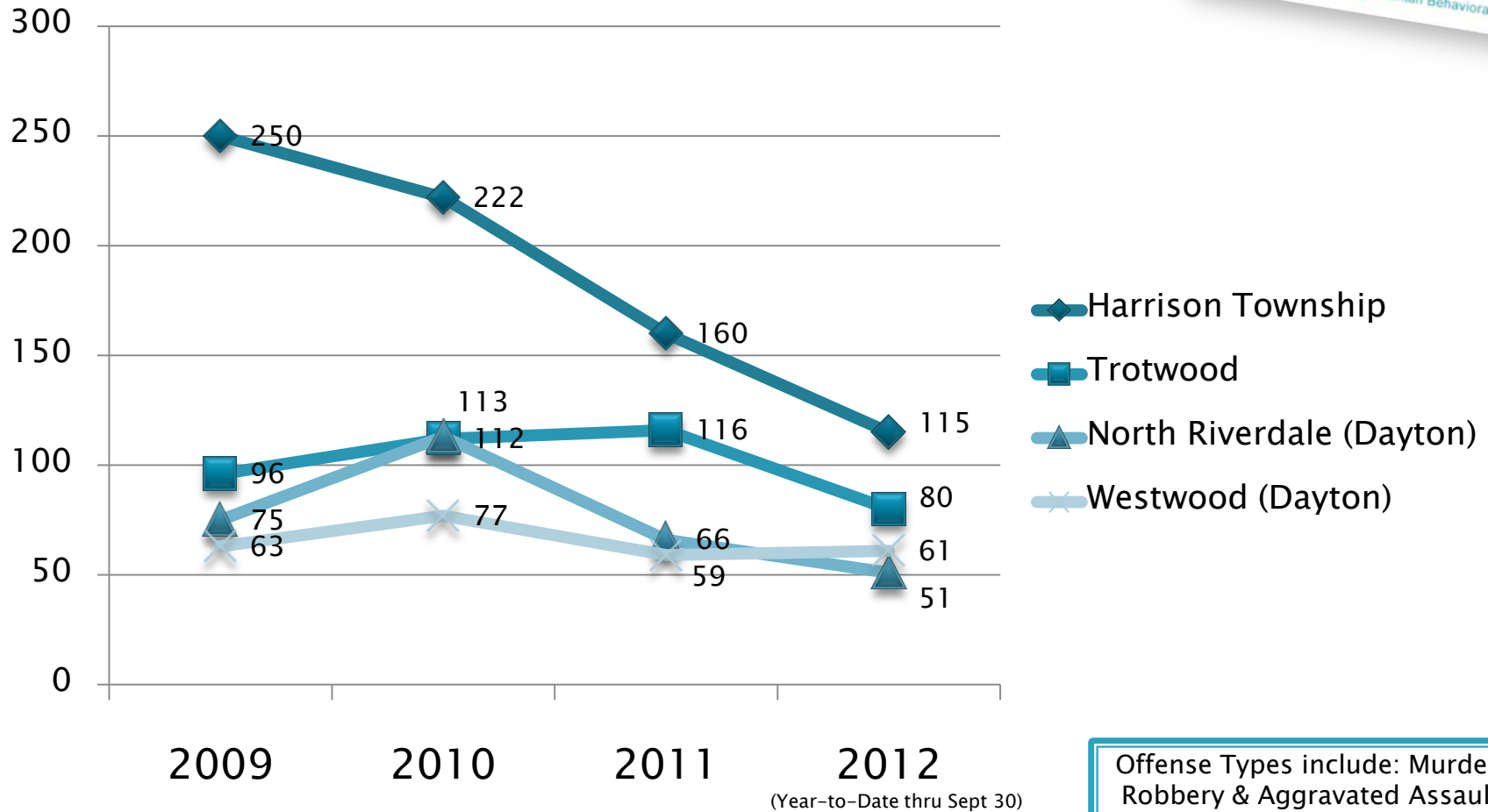


- Harrison Township
- Trotwood
- North Riverdale (Dayton)
- Westwood (Dayton)

Offense Types include: Murder, Robbery & Aggravated Assault


Part I Violent Crime

Excluding Forcible Rape (NIBRS counts)



Part I Violent Crime

Excluding Forcible Rape (NIBRS counts)

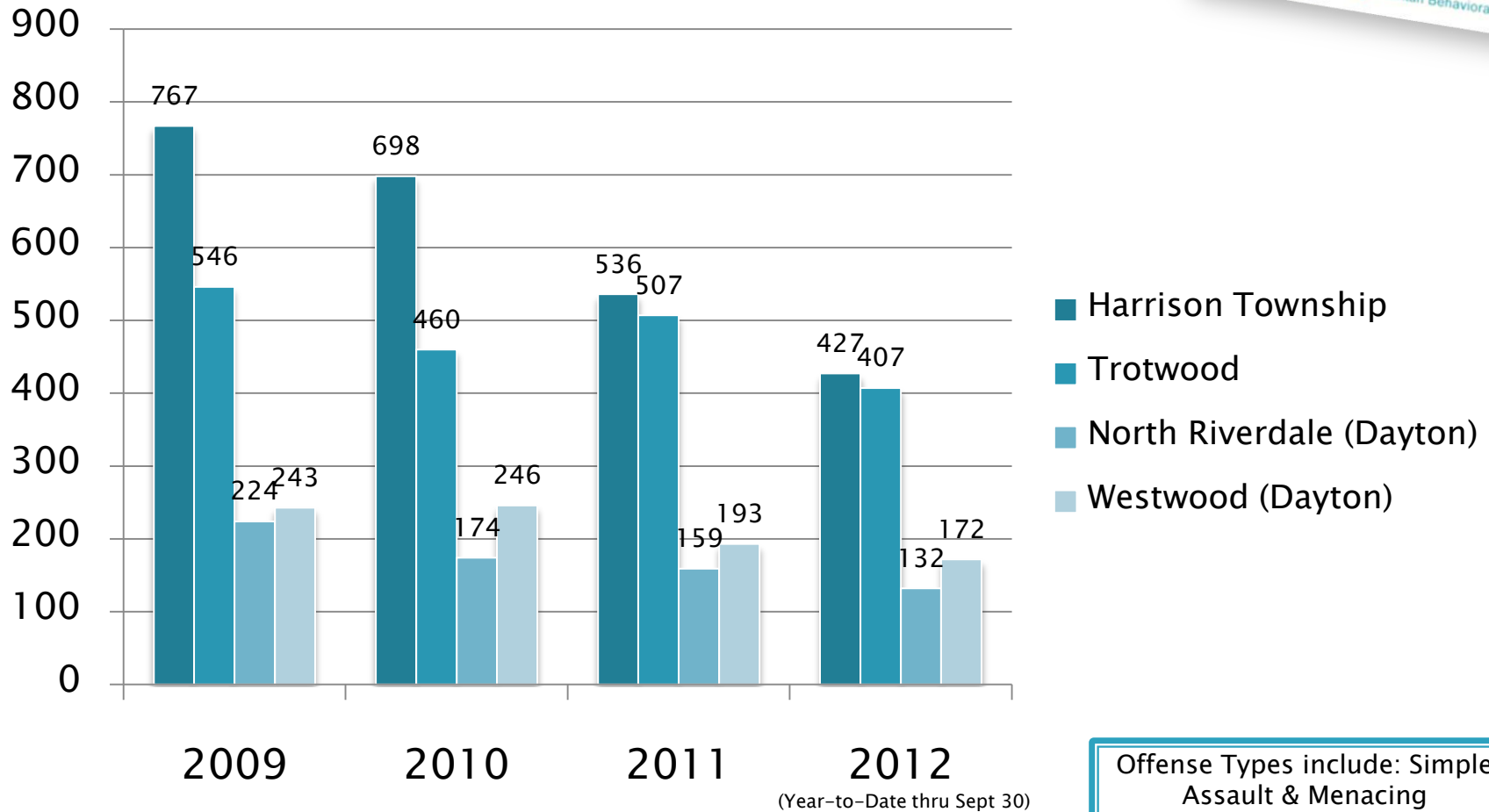



Designated Area	Part I Violent Crime	2009	2010	2011	2012
Harrison Township	Murder	6	1	5	2
	Robbery	126	109	83	49
	Aggravated Assault	118	112	72	64
	Total	250	222	160	115
City of Trotwood	Murder	0	1	2	1
	Robbery	50	54	42	39
	Aggravated Assault	46	57	72	40
	Total	96	112	116	80
North Riverdale (Dayton)	Murder	5	3	2	2
	Robbery	40	76	40	36
	Aggravated Assault	30	34	24	13
	Total	75	113	66	51
Westwood (Dayton)	Murder	4	3	2	1
	Robbery	21	40	24	34
	Aggravated Assault	38	34	33	26
	Total	63	77	59	61
All Areas	Grand Total	484	524	401	307
	Avg Per Month	40.3	43.7	33.4	34.1

(2012 is Year-to-Date thru Sept 30)

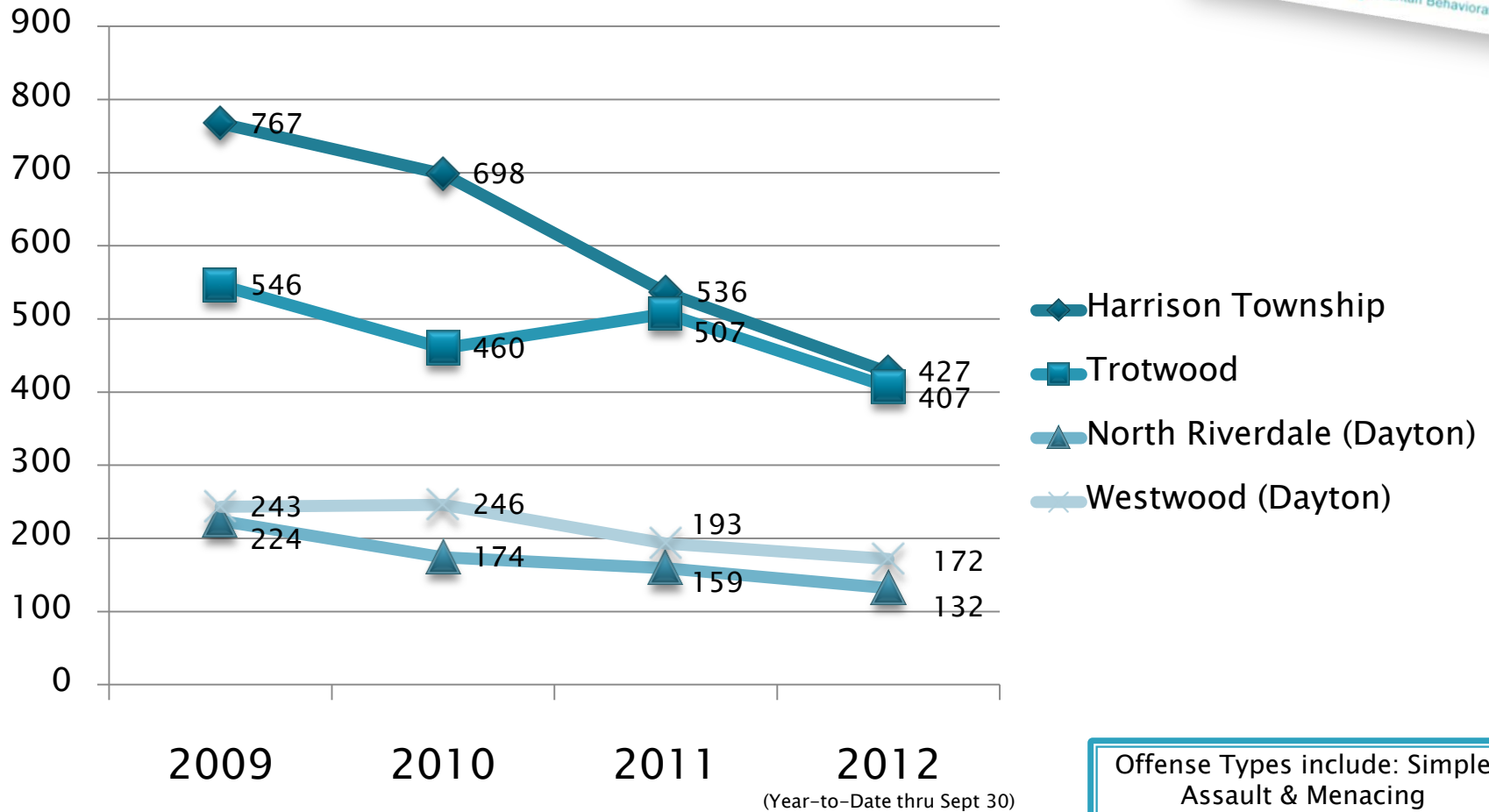

Part II Violent Crime

Simple Assault & Menacing (NIBRS counts)




Part II Violent Crime

Simple Assault & Menacing (NIBRS counts)



Part II Violent Crime

Simple Assault & Menacing (NIBRS counts)



Designated Area	Part II Violent Crime	2009	2010	2011	2012
Harrison Township	Simple Assault	640	591	459	352
	Menacing	127	107	77	75
	Total	767	698	536	427
City of Trotwood	Simple Assault	425	370	407	311
	Menacing	121	90	100	96
	Total	546	460	507	407
North Riverdale (Dayton)	Simple Assault	178	125	132	110
	Menacing	46	49	27	22
	Total	224	174	159	132
Westwood (Dayton)	Simple Assault	188	196	155	135
	Menacing	55	50	38	37
	Total	243	246	193	172
All Areas	Grand Total	1,780	1,578	1,395	1,138
	Avg Per Month	148.3	131.5	116.3	126.4

(2012 is Year-to-Date thru Sept 30)