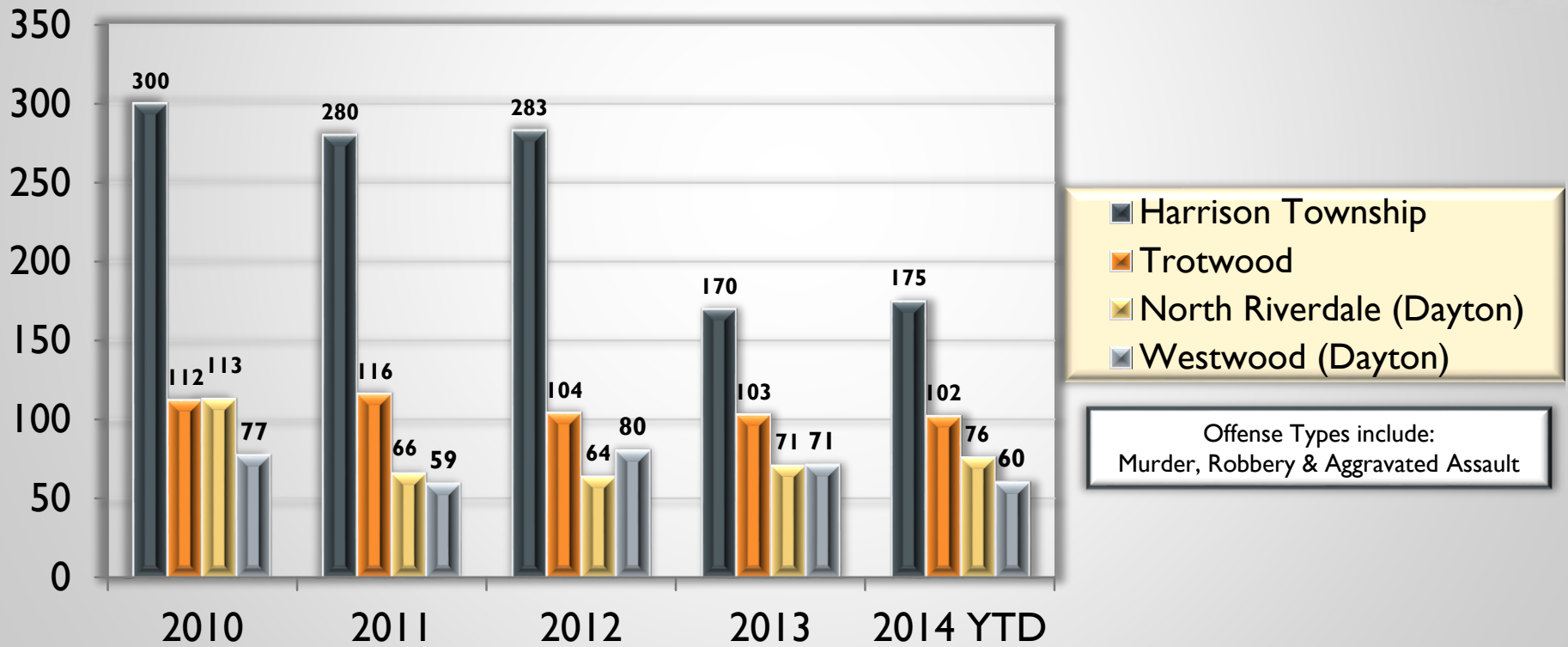



# PART I VIOLENT CRIME

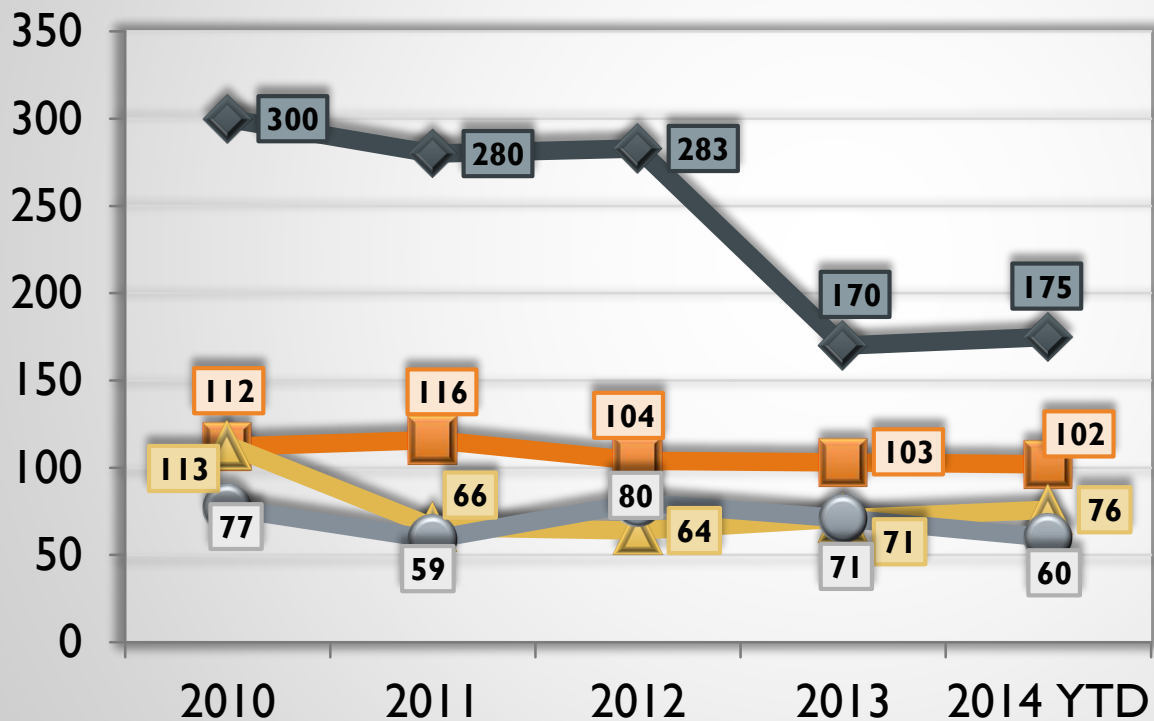
## EXCLUDING FORCIBLE RAPE (NIBRS COUNTS)






# PART I VIOLENT CRIME

## EXCLUDING FORCIBLE RAPE (NIBRS COUNTS)



- ◆ Harrison Township
- Trotwood
- ▲ North Riverdale (Dayton)
- Westwood (Dayton)


Offense Types include:  
Murder, Robbery & Aggravated Assault



# PART I VIOLENT CRIME

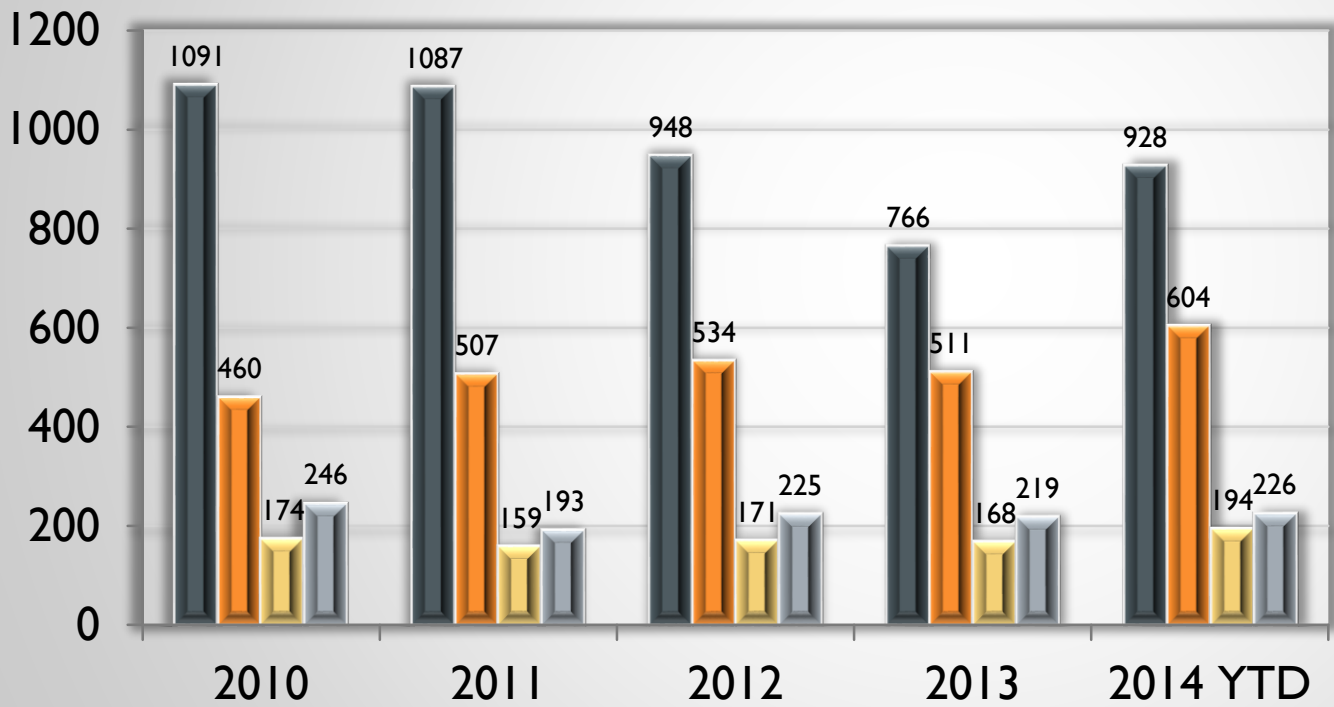
## EXCLUDING FORCIBLE RAPE (NIBRS COUNTS)

| Designated Area                 | Part I Violent Crime     | 2010        | 2011        | 2012        | 2013        | 2014 YTD   |
|---------------------------------|--------------------------|-------------|-------------|-------------|-------------|------------|
| <b>Harrison Township</b>        | Murder                   | 3           | 6           | 2           | 0           | 1          |
|                                 | Robbery                  | 127         | 124         | 114         | 75          | 81         |
|                                 | Aggravated Assault       | 170         | 150         | 167         | 95          | 93         |
|                                 | <b>Total</b>             | <b>300</b>  | <b>280</b>  | <b>283</b>  | <b>170</b>  | <b>175</b> |
| <b>City of Trotwood</b>         | Murder                   | 1           | 2           | 1           | 2           | 0          |
|                                 | Robbery                  | 54          | 42          | 50          | 48          | 45         |
|                                 | Aggravated Assault       | 57          | 72          | 53          | 53          | 57         |
|                                 | <b>Total</b>             | <b>112</b>  | <b>116</b>  | <b>104</b>  | <b>103</b>  | <b>102</b> |
| <b>North Riverdale (Dayton)</b> | Murder                   | 3           | 2           | 3           | 1           | 2          |
|                                 | Robbery                  | 76          | 40          | 44          | 37          | 45         |
|                                 | Aggravated Assault       | 34          | 24          | 17          | 33          | 29         |
|                                 | <b>Total</b>             | <b>113</b>  | <b>66</b>   | <b>64</b>   | <b>71</b>   | <b>76</b>  |
| <b>Westwood (Dayton)</b>        | Murder                   | 3           | 2           | 2           | 1           | 4          |
|                                 | Robbery                  | 40          | 24          | 47          | 38          | 25         |
|                                 | Aggravated Assault       | 34          | 33          | 31          | 32          | 31         |
|                                 | <b>Total</b>             | <b>77</b>   | <b>59</b>   | <b>80</b>   | <b>71</b>   | <b>60</b>  |
| <b>All Areas</b>                | <b>Grand Total</b>       | <b>524</b>  | <b>438</b>  | <b>435</b>  | <b>359</b>  | <b>312</b> |
|                                 | <b>Average Per Month</b> | <b>43.7</b> | <b>36.5</b> | <b>36.3</b> | <b>29.9</b> | <b>26</b>  |



# PART II VIOLENT CRIME

## SIMPLE ASSAULT & MENACING (NIBRS COUNTS)



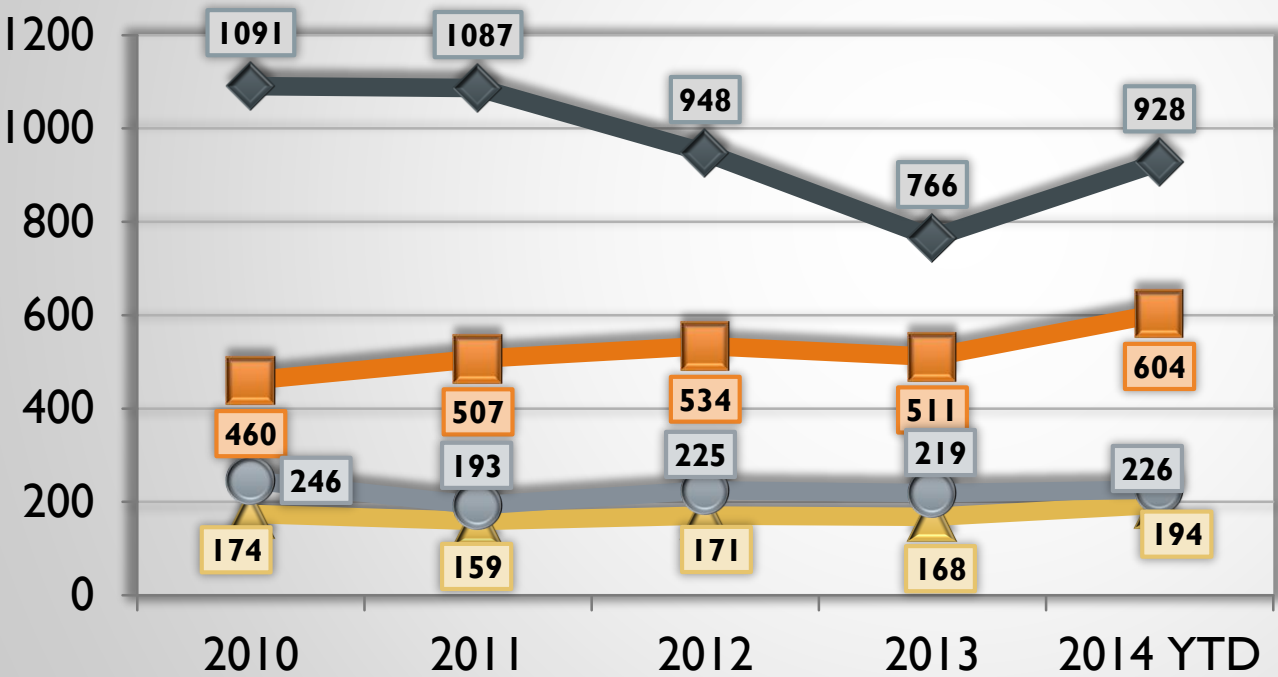
- Harrison Township
- Trotwood
- North Riverdale (Dayton)
- Westwood (Dayton)

Offense Types include:  
Simple Assault & Menacing



# PART II VIOLENT CRIME

## SIMPLE ASSAULT & MENACING (NIBRS COUNTS)



- ◆ Harrison Township
- Trotwood
- ▲ North Riverdale (Dayton)
- Westwood (Dayton)

Offense Types include:  
Simple Assault & Menacing



# PART II VIOLENT CRIME

## SIMPLE ASSAULT & MENACING (NIBRS COUNTS)

| Designated Area          | Part II Violent Crime    | 2010         | 2011         | 2012         | 2013         | 2014 YTD     |
|--------------------------|--------------------------|--------------|--------------|--------------|--------------|--------------|
| Harrison Township        | Simple Assault           | 904          | 919          | 803          | 655          | 808          |
|                          | Menacing                 | 187          | 168          | 145          | 111          | 120          |
|                          | <b>Total</b>             | <b>1091</b>  | <b>1087</b>  | <b>948</b>   | <b>491</b>   | <b>710</b>   |
| City of Trotwood         | Simple Assault           | 370          | 407          | 408          | 376          | 455          |
|                          | Menacing                 | 90           | 100          | 126          | 135          | 149          |
|                          | <b>Total</b>             | <b>460</b>   | <b>507</b>   | <b>534</b>   | <b>511</b>   | <b>604</b>   |
| North Riverdale (Dayton) | Simple Assault           | 125          | 132          | 145          | 137          | 147          |
|                          | Menacing                 | 49           | 27           | 26           | 31           | 47           |
|                          | <b>Total</b>             | <b>174</b>   | <b>159</b>   | <b>171</b>   | <b>168</b>   | <b>194</b>   |
| Westwood (Dayton)        | Simple Assault           | 196          | 155          | 174          | 171          | 181          |
|                          | Menacing                 | 50           | 38           | 51           | 48           | 45           |
|                          | <b>Total</b>             | <b>246</b>   | <b>193</b>   | <b>225</b>   | <b>219</b>   | <b>226</b>   |
| All Areas                | <b>Grand Total</b>       | <b>1,578</b> | <b>1,543</b> | <b>1,574</b> | <b>1,389</b> | <b>1525</b>  |
|                          | <b>Average Per Month</b> | <b>131.5</b> | <b>128.6</b> | <b>131.2</b> | <b>115.8</b> | <b>127.1</b> |