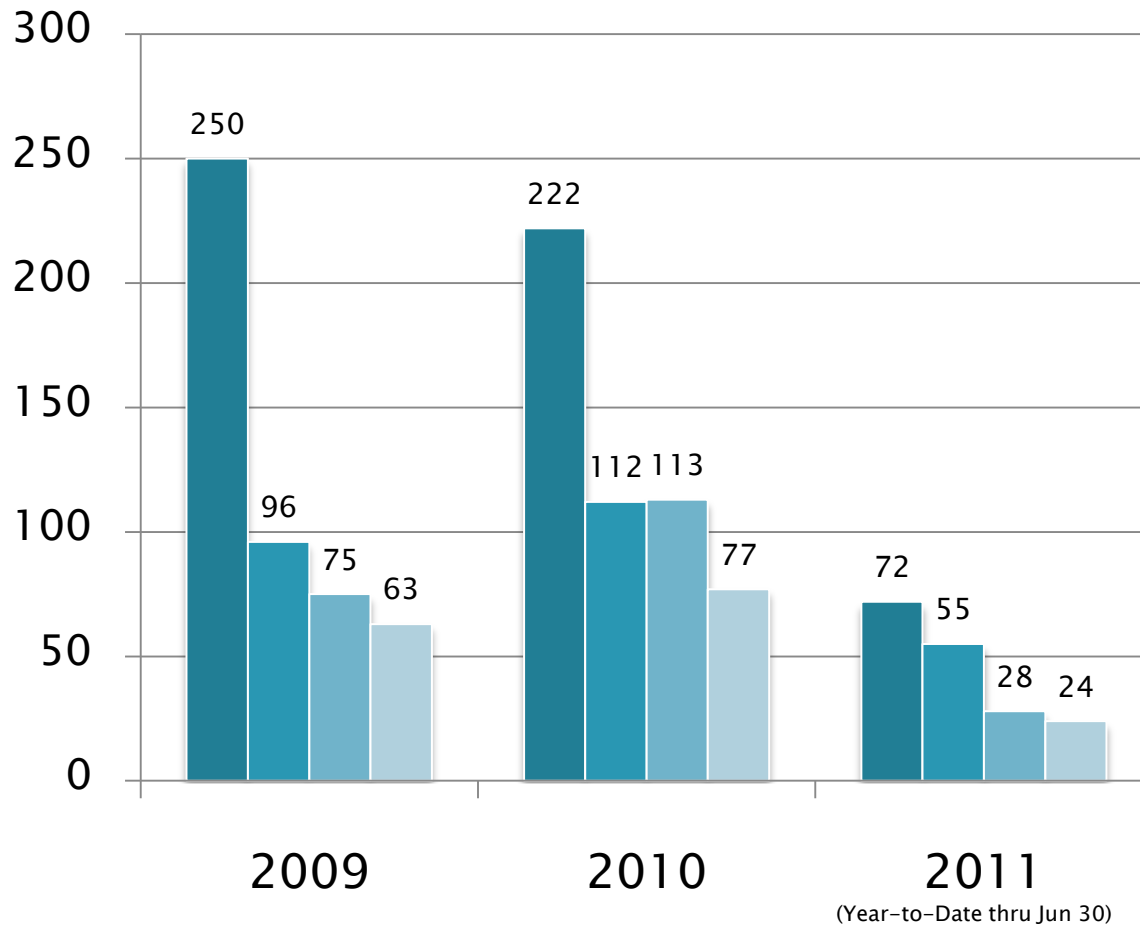



Part I Violent Crime

Excluding Forcible Rape (NIBRS counts)

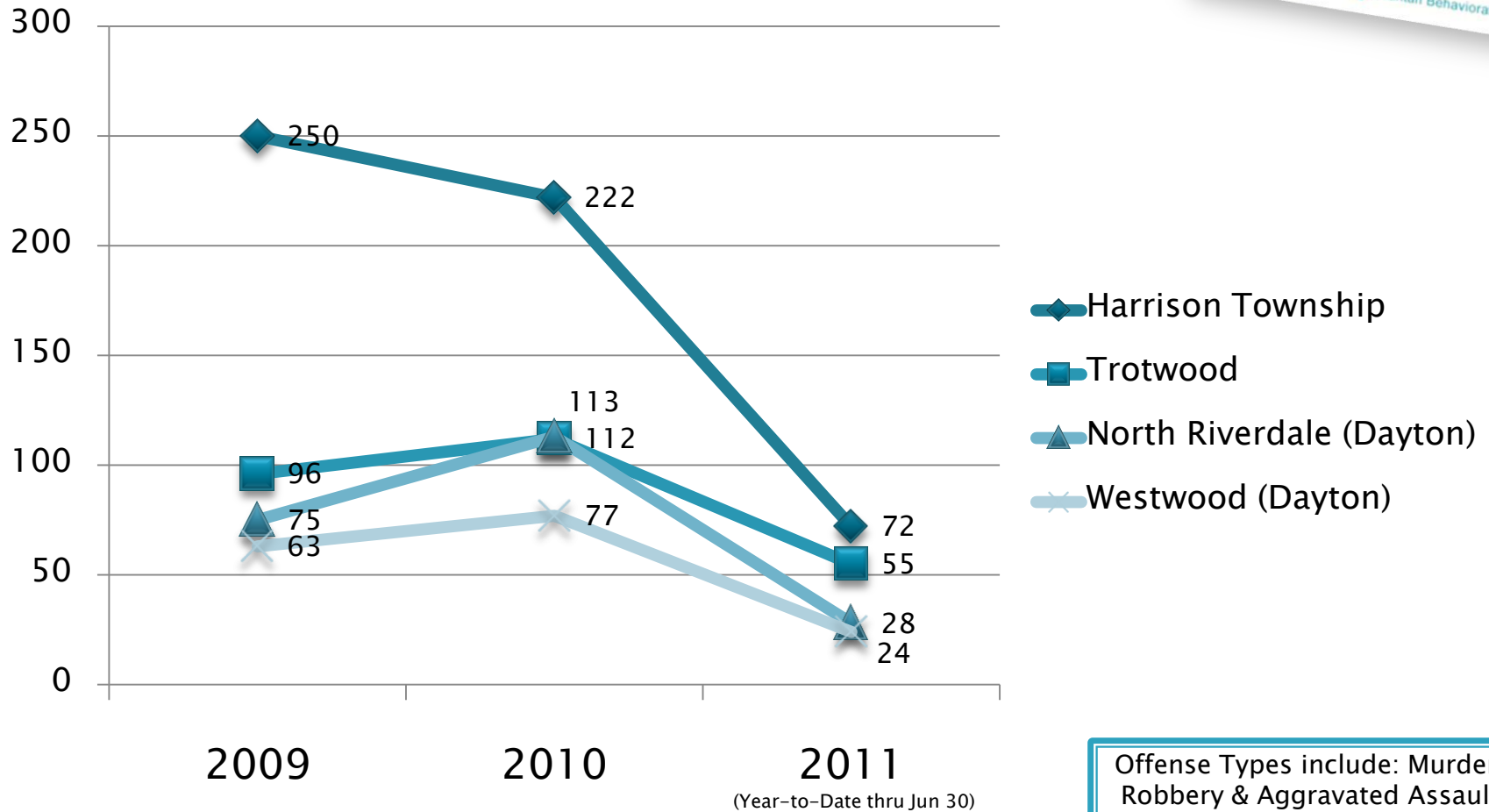



- Harrison Township
- Trotwood
- North Riverdale (Dayton)
- Westwood (Dayton)

Offense Types include: Murder, Robbery & Aggravated Assault


Part I Violent Crime

Excluding Forcible Rape (NIBRS counts)



Part I Violent Crime

Excluding Forcible Rape (NIBRS counts)

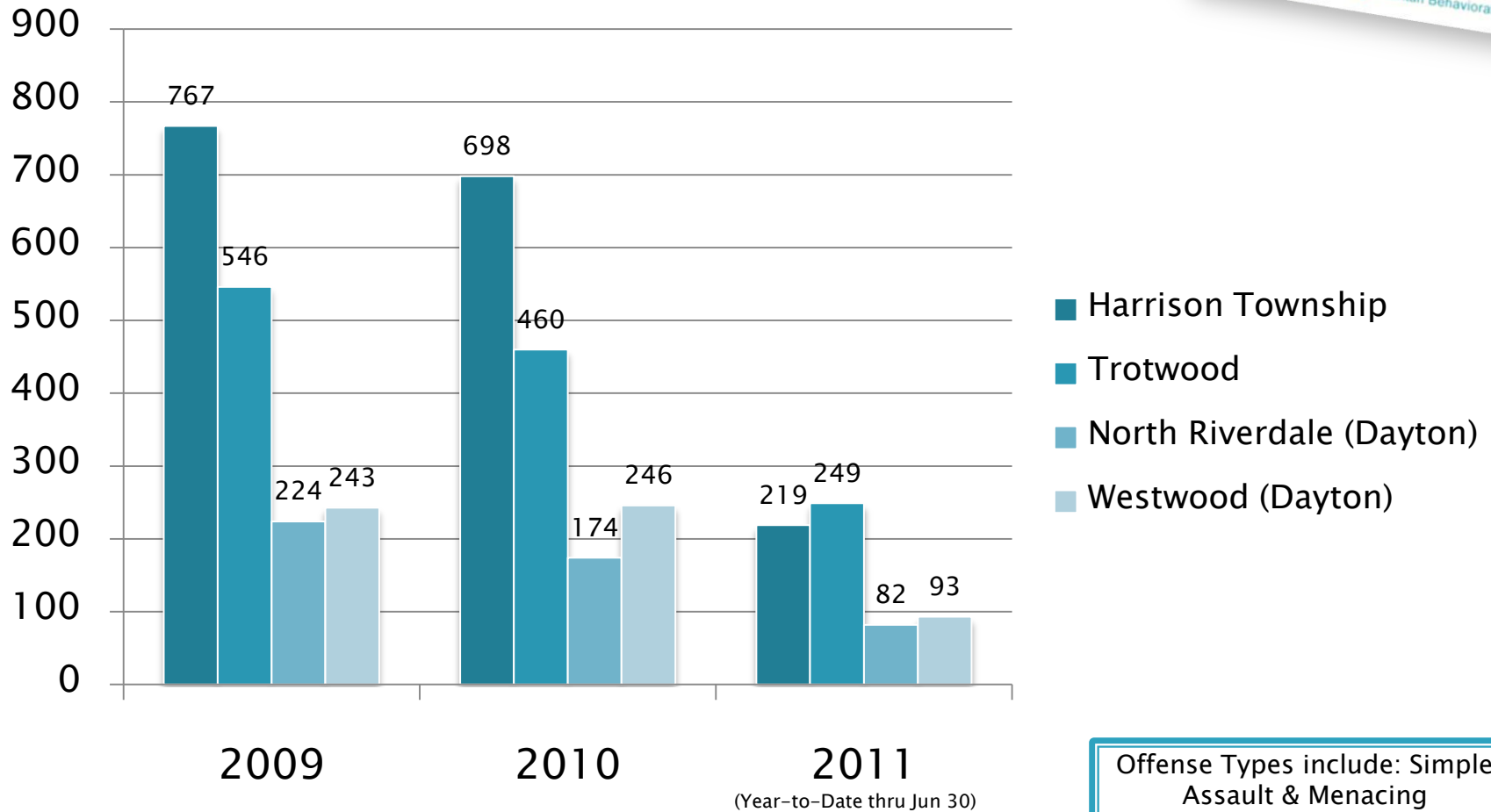



Designated Area	Part I Violent Crime	2009	2010	2011 YTD
Harrison Township	Murder	6	1	1
	Robbery	126	109	27
	Aggravated Assault	118	112	44
	Total	250	222	72
City of Trotwood	Murder		1	1
	Robbery	50	54	14
	Aggravated Assault	46	57	40
	Total	96	112	55
North Riverdale (Dayton)	Murder	5	3	2
	Robbery	40	76	17
	Aggravated Assault	30	34	9
	Total	75	113	28
Westwood (Dayton)	Murder	4	3	1
	Robbery	21	40	9
	Aggravated Assault	38	34	14
	Total	63	77	24
All Areas	Grand Total	484	524	179
	Avg Per Month	40.3	43.7	14.9

(Year-to-Date thru Jun 30)

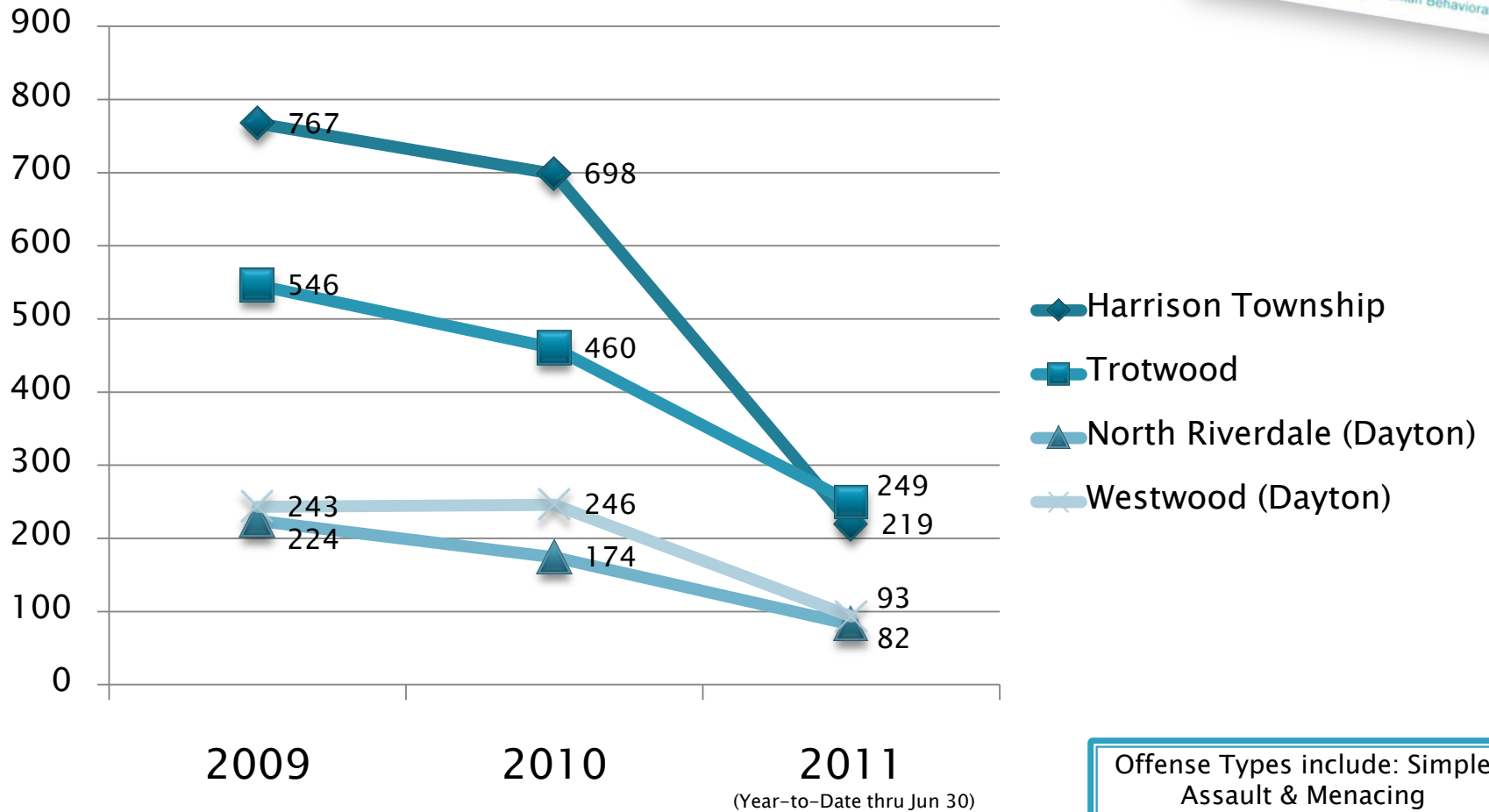

Part II Violent Crime

Simple Assault & Menacing (NIBRS counts)



Part II Violent Crime


Simple Assault & Menacing (NIBRS counts)



Offense Types include: Simple Assault & Menacing

Part II Violent Crime

Simple Assault & Menacing (NIBRS counts)



Designated Area	Part II Violent Crime	2009	2010	2011 YTD
Harrison Township	Simple Assault	640	591	188
	Menacing	127	107	31
	Total	767	698	219
City of Trotwood	Simple Assault	425	370	203
	Menacing	121	90	46
	Total	546	460	249
North Riverdale (Dayton)	Simple Assault	178	125	71
	Menacing	46	49	11
	Total	224	174	82
Westwood (Dayton)	Simple Assault	188	196	76
	Menacing	55	50	17
	Total	243	246	93
All Areas	Grand Total	1,780	1,578	643
	Avg Per Month	148.3	131.5	107.2

(Year-to-Date thru Jun 30)