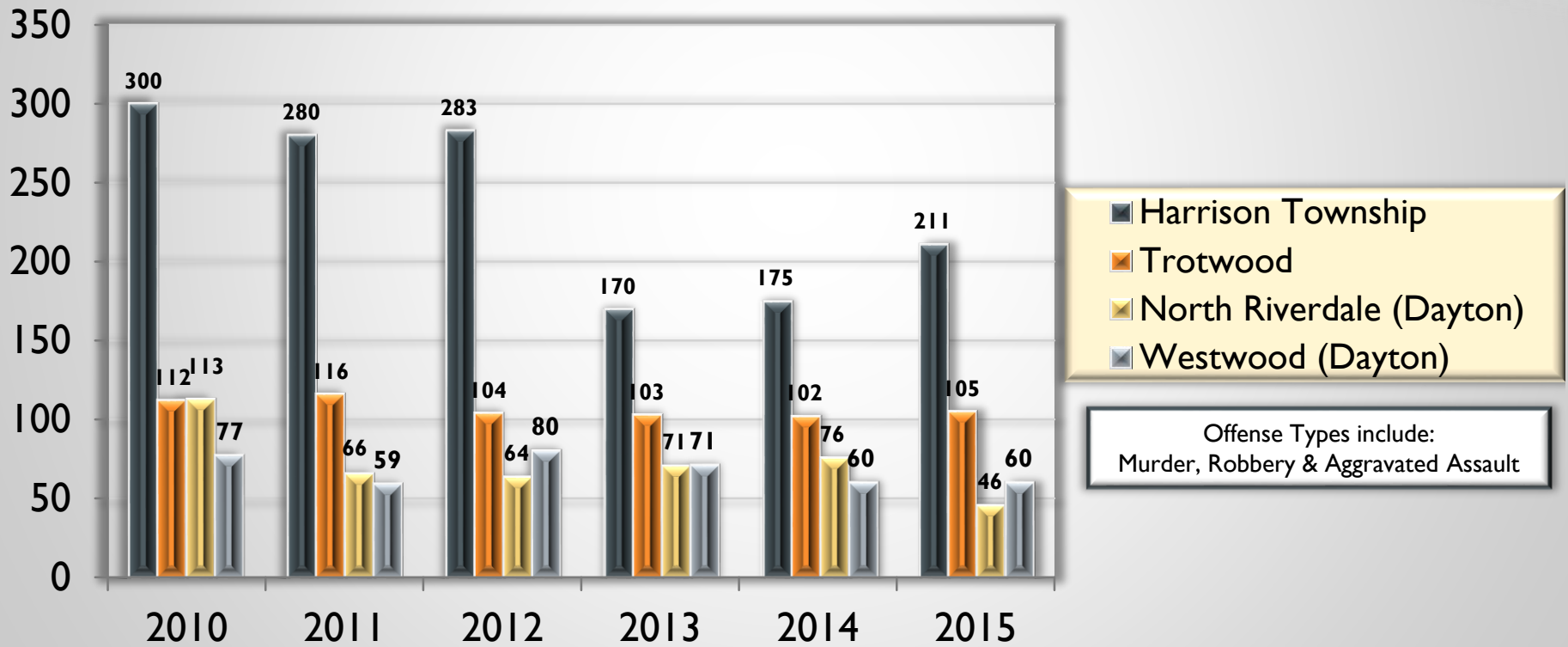




# PART I VIOLENT CRIME

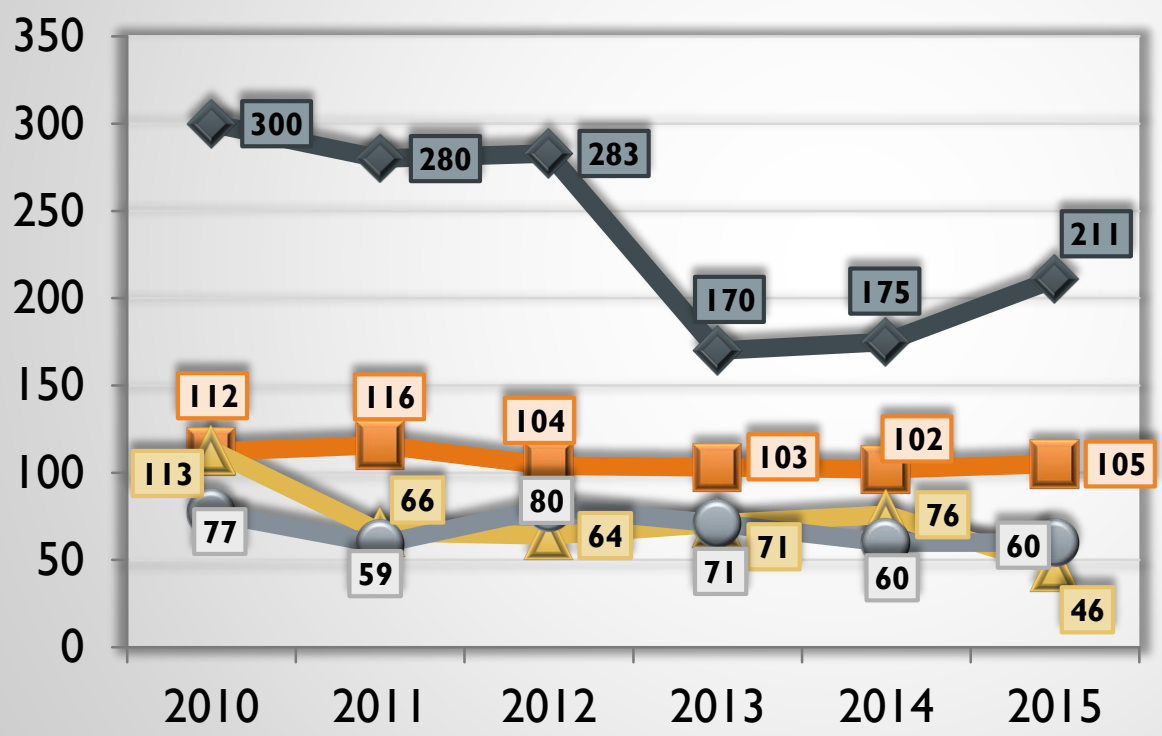
## EXCLUDING FORCIBLE RAPE (NIBRS COUNTS)






# PART I VIOLENT CRIME

## EXCLUDING FORCIBLE RAPE (NIBRS COUNTS)



- ◆ Harrison Township
- Trotwood
- ▲ North Riverdale (Dayton)
- Westwood (Dayton)

Offense Types include:  
Murder, Robbery & Aggravated Assault



# PART I VIOLENT CRIME

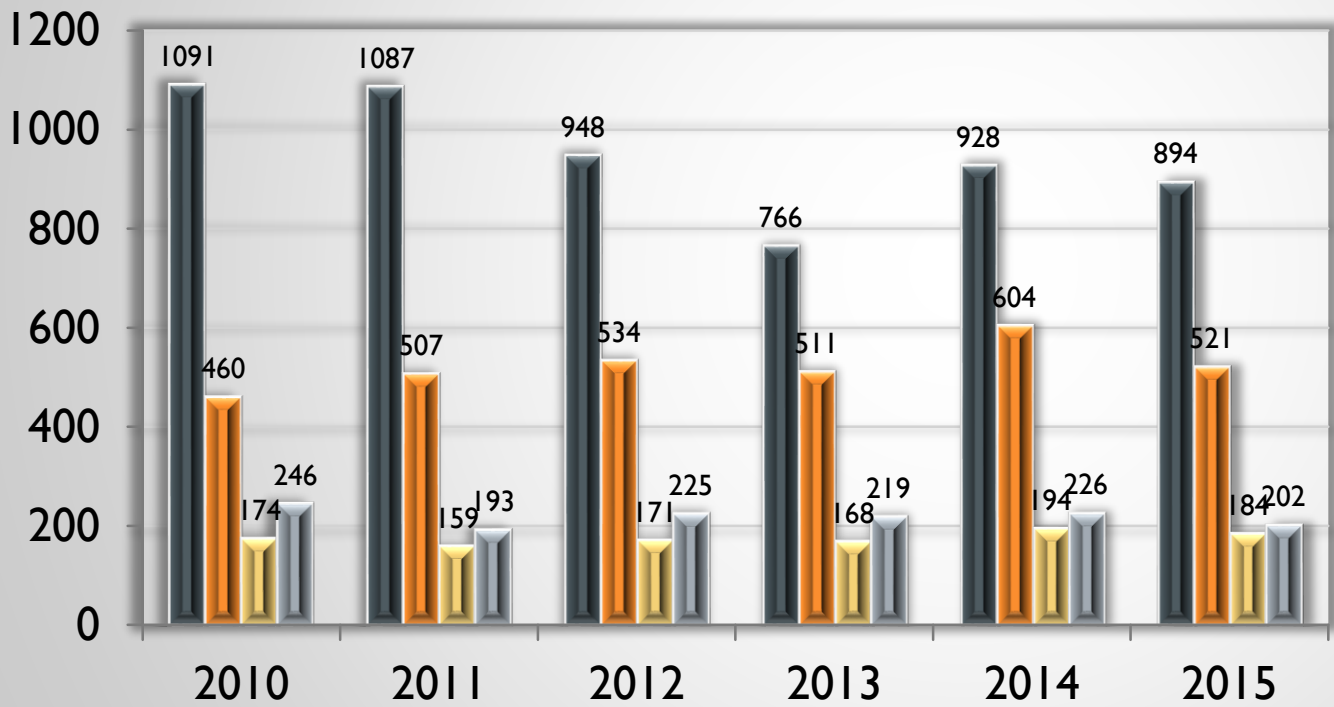
## EXCLUDING FORCIBLE RAPE (NIBRS COUNTS)

Designated Area	Part I Violent Crime	2010	2011	2012	2013	2014	2015
<b>Harrison Township (MC)</b>	Murder	3	6	2	0	1	3
	Robbery	127	124	114	75	81	86
	Aggravated Assault	170	150	167	95	93	122
	<b>Total</b>	<b>300</b>	<b>280</b>	<b>283</b>	<b>170</b>	<b>175</b>	<b>211</b>
<b>City of Trotwood (TW)</b>	Murder	1	2	1	2	0	6
	Robbery	54	42	50	48	45	43
	Aggravated Assault	57	72	53	53	57	56
	<b>Total</b>	<b>112</b>	<b>116</b>	<b>104</b>	<b>103</b>	<b>102</b>	<b>105</b>
<b>North Riverdale (Dayton)</b>	Murder	3	2	3	1	2	2
	Robbery	76	40	44	37	45	25
	Aggravated Assault	34	24	17	33	29	19
	<b>Total</b>	<b>113</b>	<b>66</b>	<b>64</b>	<b>71</b>	<b>76</b>	<b>46</b>
<b>Westwood (Dayton)</b>	Murder	3	2	2	1	4	4
	Robbery	40	24	47	38	25	17
	Aggravated Assault	34	33	31	32	31	39
	<b>Total</b>	<b>77</b>	<b>59</b>	<b>80</b>	<b>71</b>	<b>60</b>	<b>60</b>
<b>All Areas</b>	<b>Grand Total</b>	<b>602</b>	<b>521</b>	<b>531</b>	<b>415</b>	<b>413</b>	<b>422</b>
	<b>Average Per Month</b>	<b>50.2</b>	<b>43.4</b>	<b>44.3</b>	<b>34.6</b>	<b>34.4</b>	<b>35.2</b>




# PART II VIOLENT CRIME

## SIMPLE ASSAULT & MENACING (NIBRS COUNTS)



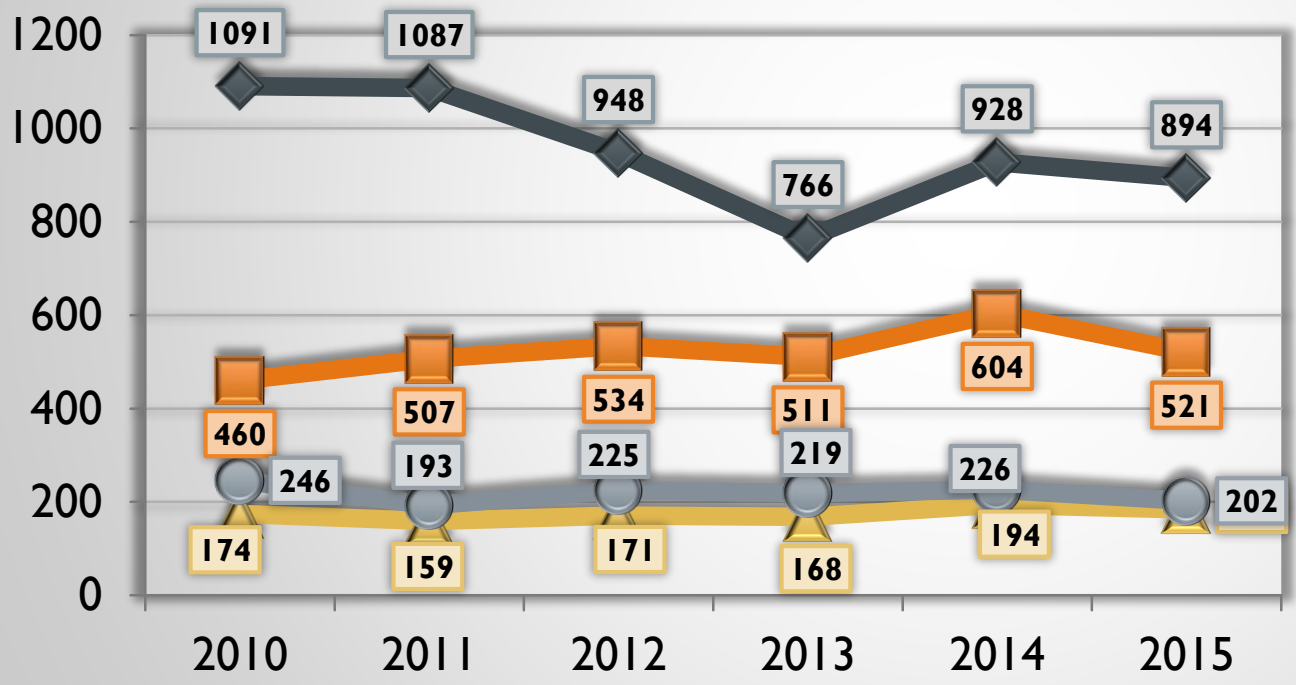
- Harrison Township
- Trotwood
- North Riverdale (Dayton)
- Westwood (Dayton)

Offense Types include:  
Simple Assault & Menacing



# PART II VIOLENT CRIME

## SIMPLE ASSAULT & MENACING (NIBRS COUNTS)



- ◆ Harrison Township
- Trotwood
- ▲ North Riverdale (Dayton)
- Westwood (Dayton)

Offense Types include:  
Simple Assault & Menacing



# PART II VIOLENT CRIME

## SIMPLE ASSAULT & MENACING (NIBRS COUNTS)

Designated Area	Part II Violent Crime	2010	2011	2012	2013	2014	2015
Harrison Township (MC)	Simple Assault	904	919	803	655	808	770
	Menacing	187	168	145	111	120	124
	<b>Total</b>	<b>1091</b>	<b>1087</b>	<b>948</b>	<b>491</b>	<b>710</b>	<b>894</b>
City of Trotwood (TW)	Simple Assault	370	407	408	376	455	426
	Menacing	90	100	126	135	149	95
	<b>Total</b>	<b>460</b>	<b>507</b>	<b>534</b>	<b>511</b>	<b>604</b>	<b>521</b>
North Riverdale (Dayton)	Simple Assault	125	132	145	137	147	152
	Menacing	49	27	26	31	47	32
	<b>Total</b>	<b>174</b>	<b>159</b>	<b>171</b>	<b>168</b>	<b>194</b>	<b>184</b>
Westwood (Dayton)	Simple Assault	196	155	174	171	181	151
	Menacing	50	38	51	48	45	51
	<b>Total</b>	<b>246</b>	<b>193</b>	<b>225</b>	<b>219</b>	<b>226</b>	<b>202</b>
All Areas	<b>Grand Total</b>	<b>1,578</b>	<b>1,543</b>	<b>1,574</b>	<b>1,389</b>	<b>1,734</b>	<b>1,801</b>
	<b>Average Per Month</b>	<b>131.5</b>	<b>128.6</b>	<b>131.2</b>	<b>115.8</b>	<b>144.5</b>	<b>150.1</b>